



Nail Art Catalogue

2019

Magic Mirror Chrome Effect	3
Holographic Effect	3
Magnetic Nail Polish	4
Nail Art Design Pens	4
Nail Art Striping Pens	4-5
Nail Art Stamper Set	5
Nail Art Discs	5-7
Drawing Ink	8
Air Brush Systems	8
Nail Art Stencils	9-10
3D Acrylic Moulds	11
Color Acrylic Powders	12
Glitter Acrylic Powders	13
Glitter Dust	14
Nail Art Paints & kits	14-15
Nail Art Foil Kit	15
Glamour Nail Foils	16
Striping Tape	16
Rhinestone Gems	17
Color Tips	18-19
3D Nail Art Decals	20-51



Nail Art

Although it rises and wanes in popularity, Nail Art will always form an integral part of the Nail Industry. We offer one of the widest ranges of Nail Art in South Africa from Mirror Chrome to Airbrush to 3D Decals we have a varied selection of all. We endeavour to keep ahead of the latest techniques and products and in turn offer those to our clients.

Metallic

The Magic Mirror nail trend is moving full steam ahead and sales are in demand for this product in Salons. A set of ordinary nails gets transformed into one with a seriously shiney and 'mirrored' effect. These powders are available individually or in a set



Step 1



Step 2



Step 3



Step 4


Instructions:

1. a) Paint Base Gel > Cure under lamp
b) Paint black base Gel > Cure under lamp
2. Paint Top Gel > Cure under lamp
3. Dip a sponge tip applicator into Magic Mirror Powder and apply equally
4. Paint top Gel > Cure under lamp

Series AS-GP20



Series AS-GP21



Series AS-GP22



Series AS-GP23 (Holograph Powder – available in set only)



Magnetic Nail Lacquers

Magnetic Nail Colours with special Metallic particles for a sophisticated Nail Art effect. You just need to apply a thin layer of Magnetic Nail lacquer over your dried Nail lacquer base colour, then use the appropriate magnet close to the nail for the amazing effect. In a few seconds the nail will be 'dressed' in amazing patterns & lines as directed by you with the chosen magnet. These magnetics can also be used with the Arctic Ice Magnetic Gel Polish.

NAIL LACQUER SYSTEM



Nail Art Design Pens

Nail Art made easy with these unique fine tip pens available in a variety of colours in this kit. Unique pen and fast-drying action allows anyone to be creative. Can be applied over any polished nails. The fine tip allows for precise lines in a French manicure or pedicure. Easy to remove errors with a moist cloth without disturbing the base nail colour. Water-based formula is environmentally friendly. Seal design with Upfront Top Coat.



SN-DEPK1 Nail Art Design Pen Kit

Striping Pens

Available in a variety of colours these Striping Pens with an ultra fine striping brush to create unique and precise designs. In addition you can use these with Nail Art Stamper and Scraper sets and Disc Designs as well as with the Stencils for those who do not want to work freehand.





Pink Item:8013 Red Item:8014 Pearl Blue Item:8015 Dark Green Item:8016 Yellow Item:8017 Green Item:8018



Fluorescent Orange Item:8019 Fluorescent Pink Item:8020 Rose Item:8021 Purple Item:8022 Sky Blue Item:8023 Pearl Purple Item:8024



Stamper & Scraper Set

AS-STA Stamper & Scraper Set



AS-STAS Stamper & Scaper Set (in blister pack)



Directions:



Clean the nails & remove overgrown cuticles



Apply the laquer/nail polish to the nails



Remove foil from plate first. Apply contrasting polish to image plate



Scrape off the excess polish quickly



Stamp the image quickly and firmly onto the disc



Stamp the image immediately onto the nail plate



Apply top coat onto dried product



Let Top Coat dry




Enjoy your beautiful nails

The Stamper and scraper works with most, but not all polishes.






AS-M02 roses & petals



AS-M12 butterflies & flowers



AS-M71 dolphins, cats & flowers



AS-B02 butterflies, stars & flowers



AS-B29 flowers, ribbon & wineglass



AS-B06 fish



AS-B35 merry Christmas



AS-B15 cartoon characters



AS-B79 flowers & love



AS-B19 flowers, ribbon & shoe



AS-B85 flowers & dolphin

Drawing Ink & Stencils

The Drawing Ink of which there are 23 different colours can be used with our airbrush system along with the relevant stencils



AIR BRUSH SYSTEM

Drawing Ink (7ml)

ITEM: DIS-1 – DIS-23


- | | | | | |
|-------------------|--------------------|----------------------|-------------------|----------------------|
| 1. PEARL SILVER | 6. PEARL MAGENTA | 11. FLAMINGO PINK | 16. FRENCH BLUSH | 21. BLACK |
| 2. BRIGHT ORANGE | 7. BLUE | 12. WHITE | 17. DEEP VIOLET | 22. PINK PASSION |
| 3. TROPICAL GREEN | 8. BURGUNDY | 13. DEEP RED | 18. BRIGHT RED | 23. IRIDESCENT GREEN |
| 4. IRIDESCENT RED | 9. BRIGHT YELLOW | 14. PEARL SATIN GOLD | 19. OPAQUE BLUE | |
| 5. PEARL WHITE | 10. CARRIBEAN BLUE | 15. LAVENDER | 20. OPAQUE YELLOW | |



Nail Art Stencils


A variety of 45 different Stencils available

Heart Stencils



ITEM:	ITEM:
HE-01	HE-24
HE-02	HE-25
HE-03	HE-26
HE-04	HE-27
HE-05	HE-28
HE-06	HE-29
HE-07	HE-30
HE-08	HE-31
HE-09	HE-32
HE-10	HE-33
HE-11	HE-34
HE-12	HE-35
HE-13	HE-36
HE-14	HE-37
HE-15	HE-38
HE-16	HE-39
HE-17	HE-40
HE-18	HE-41
HE-19	HE-42
HE-20	HE-43
HE-21	HE-44
HE-22	HE-45





3D Acrylic Moulds

Great for designing your own 3D Nail art to apply to nails. Use with the variety of coloured acrylics

Instructions:



Mix acrylic powder with acrylic liquid into a paste then apply paste to mould with an acrylic brush



Press the powder/liquid paste firmly into the mould



Wait for a few minutes until dried then remove design out of the mould once dry



Stick the design onto the nail



ITEM: 3DAM-011



ITEM: 3DAM-017



ITEM: 3DAM-018



ITEM: 3DAM-019



ITEM: 3DAM-025



ITEM: 3DAM-027

Flexible Mould Designs



ITEM: 3DAM-007



ITEM: 3DAM-009



ITEM: 3DAM-028



ITEM: 3DAM-031

Color Acrylic Powders

A variety of coloured acrylic powders that can be used with any of our Arctic Ice acrylic liquids.

Available as individual colours and also in a kit form

Can be used with our 3D flexible moulds to create

Stunning designs



SN-CP10

Contains colors CP001-CP010

SN-CP20

Contains colors CP011-CP020

 <p>RED ITEM: CP-001</p>	 <p>ORANGE ITEM: CP-002</p>	 <p>SKY BLUE ITEM: CP-003</p>	 <p>HOT PINK ITEM: CP-004</p>	 <p>GREEN ITEM: CP-005</p>
 <p>OPAQUE ORANGE ITEM: CP-006</p>	 <p>MARINE BLUE ITEM: CP-007</p>	 <p>YELLOW ITEM: CP-008</p>	 <p>PURPLE ITEM: CP-009</p>	 <p>PINK ITEM: CP-010</p>
 <p>BLACK ITEM: CP-011</p>	 <p>LIGHT PURPLE ITEM: CP-012</p>	 <p>BABY PINK ITEM: CP-013</p>	 <p>ROSE ITEM: CP-014</p>	 <p>PEARL GREEN ITEM: CP-015</p>
 <p>DRAMATIC GREEN ITEM: CP-016</p>	 <p>GRAY ITEM: CP-017</p>	 <p>LIGHT YELLOW ITEM: CP-018</p>	 <p>GOLD ITEM: CP-019</p>	 <p>COPPER ITEM: CP-020</p>

Glitter Acrylic Powders

A variety of coloured glitter acrylic powders that can be used with any of our Arctic Ice acrylic liquids.
Available as individual colours and also in a kit form



SN-GPK01

Contains colors CP001-CP010

SN-GPK02

Contains colors CP011-CP020

 <p>SILVER ITEM: GCP-01</p>	 <p>LIGHT PINK ITEM: GCP-02</p>	 <p>SPARKLING BLUE ITEM: GCP-03</p>	 <p>SKY BLUE ITEM: GCP-04</p>	 <p>LIGHT GREEN ITEM: GCP-05</p>
 <p>ROSE ITEM: GCP-06</p>	 <p>LIGHT PURPLE ITEM: GCP-07</p>	 <p>SPARKLING PINK ITEM: GCP-08</p>	 <p>RED ITEM: GCP-09</p>	 <p>YELLOW ITEM: GCP-10</p>
 <p>DARK YELLOW ITEM: GCP-11</p>	 <p>ORANGE ITEM: GCP-12</p>	 <p>SPARKLING GOLD ITEM: GCP-13</p>	 <p>BLUE ITEM: GCP-14</p>	 <p>GREEN ITEM: GCP-15</p>
 <p>PINK ITEM: GCP-16</p>	 <p>DARK PINK ITEM: GCP-17</p>	 <p>PURPLE ITEM: GCP-18</p>	 <p>DRAMATIC RED ITEM: GCP-19</p>	 <p>BROWN ITEM: GCP-20</p>

Glitter Dust

Glitter Dust is an additive that can be added to normal acrylic powders. No more than 20% of the dust should be added to avoid the acrylic becoming unstable



The colours above are available individually or in a kit form



SN-GD10 These colours are only available in a kit; AB Silver, AB pale Violet/Red, AB Yellow, AB light Blue, AB light Green, AB Purple, AB White, light Golden, Red, Blue

Nail Art Paint Kit

A choice of 2 different kits of Nail Art Paint



SN-NAPK-01: Golden, Silver, White, Dark Blue, Sky Blue, Green, Light Green, Red, Yellow, Black





NAPK-02: Rose, Orange, Fluorescent Pink, Fluorescent Green, Banana Yellow, Sienna, Sandy Brown, Deep Red, Steel Blue, Light Purple



ROSE
ITEM: PAIN -11



ORANGE
ITEM: PAIN -12



FLUORESCENT PINK
ITEM: PAIN -13



FLUORESCENT GREEN
ITEM: PAIN -14



BANANA YELLOW
ITEM: PAIN -15



SIENNA
ITEM: PAIN -16



SANDYBROWN
ITEM: PAIN -17



DEEP RED
ITEM: PAIN -18



STEELBLUE
ITEM: PAIN -19



LIGHT PURPLE
ITEM: PAIN -20

Nail Art Foil Kit



SN-NAFK-01 contains:

- | | |
|--------------------|--------------------------|
| 1 x 2-in-1 Varnish | 1 x wooden cuticle stick |
| 1 x Foil Adhesive | 1 x plastic stick |
| 2 x Acrylic stone | 6 x Foil Designs |
| 2 x Glitter | |

Instructions:



Apply a thin layer of Foil Adhesive and leave for 1 minute.



Place foil (pattern side facing up) on the nail



Using the rubber end of a hoof stick gently rub the transfer onto the nail. The foil should separate cleanly from its backing film. Pay particular attention to the edges



Lift away the backing film



Gently apply Top Coat to the nail (do not overwork). Allow to dry



Enjoy your beautiful nails!

Glamour Nail Foils

These Glamour Nail Foil packs have 10 pieces of foil with self-backing adhesive, perfect for a full set of nails without the hassle of using rolls of foil.



Instructions:

1. Choose your foil from the range



File & clean the nail and keep them dry. Select appropriate size for each nail.



Apply Base coat to nail



Peel off sticker and apply to nail. Smooth the sticker onto nail



Trim the excess with a sharp pair of scissors



Apply Top coat and wait to dry. Enjoy!

Nail Striping Tape



Striping Tape:

NSTS	Silver
NSTS-C	Silver Crystal
NSTS-TH	Silver (thick stripe)
NSTG	Gold
NSTG-C	Gold Crystal
NSTW	White
NSTW-C	White Crystal
NSTB	Black
NSTBL	Royal Blue
NSTBL-C	Royal Blue Crystal
NSTBR	Bronze
NSTF	Fuschia
NSTF-C	Fuschia Crystal
NSTGR	Green
NSTGR-C	Green Crystal
NSTM	Multicolour
NSTM-C	Multicolour Crystal
NSTP	Pink
NSTP-C	Pink Crystal
NSTPU	Purple
NSTR	Red
NSTR-C	Red Crystal
NSTT	Turquoise
NSTT-C	Turquoise Crystal
NSTTD	Thin Diamond



Rhinestone Gems

This vast array of colour gems are available in individual packets of 50s or in a carousel wheel with 240 gems (20 of each colour)



NGCA
Gem Carousel

Colours available in bags of 50s:

NGA	Aquamarine
NGAM-AB	Amethyst
NGCH	Champagne
NGD	Clear
NGDR	Dark Red Wine
NGFU	Fuschia
NGP	Purple
NGR	Red
NGRO	Rose pink
NGS	Sapphire
NGT	Topaz



*AS-NAT Nail Art
Dotting Tool*

Get Creative!



Use magnetic Polish or Arctic Ice Magnetic GelPolish to create this look. Then use white Nail Art Paint or a Striping Pen to draw a design (3D nail art for quick & easy)



Use Black GelPolish and then GelPolish Matte on a few of the nails. Create 3D designs with the flexible mould and stick onto the matte nails



With the use of Mirror Chrome you can create this effect!



Using a combination of Mirror Chrome and glitter dust additive you can design these stunning Nails

Color Tips

We have a large range of Coloured tips encased in a tip box of 100 pieces. The PCS03 range is a square tip and the PCS04 range is a tapered tip



<p> WHITE A. ITEM : PSC03-100 A PSC03-500 A</p> 	<p> GOLDEN B. ITEM : PSC03-100 B PSC03-500 B</p> 
<p> PINK C. ITEM : PSC03-100 C PSC03-500 C</p> 	<p> CYAN D. ITEM : PSC03-100 D PSC03-500 D</p> 
<p> GREEN E. ITEM : PSC03-100 E PSC03-500 E</p> 	<p> METALLIC RED F. ITEM : PSC03-100 F PSC03-500 F</p> 
<p> PURPLE G. ITEM : PSC03-100 G PSC03-500 G</p> 	<p> SKY BLUE H. ITEM : PSC03-100 H PSC03-500 H</p> 
<p> YELLOW I. ITEM : PSC03-100 I PSC03-500 I</p> 	<p> ORANGE J. ITEM : PSC03-100 J PSC03-500 J</p> 





CURVE PEARL TIP

ITEM: PS 20-110P PS 20-550P



3D Nail Art Decals

Easy to Use: Gently peel off the sticker of choice and Place onto the nail. Press firmly. Apply Top Coat over the Decal. Do not overwork,



3D-1LP



3D-4LP



3D-ST30



3D-TS701



3D- TS702



3D-TS703



3D-TS704



3D-TS705



3D-TS706



3D-TS710



3D-TS707



3D-TS711



3D-708



3D-TS712



3D-TS709



3D-TS714



3D-ALB01



3D-ALB04



3D-ALB02



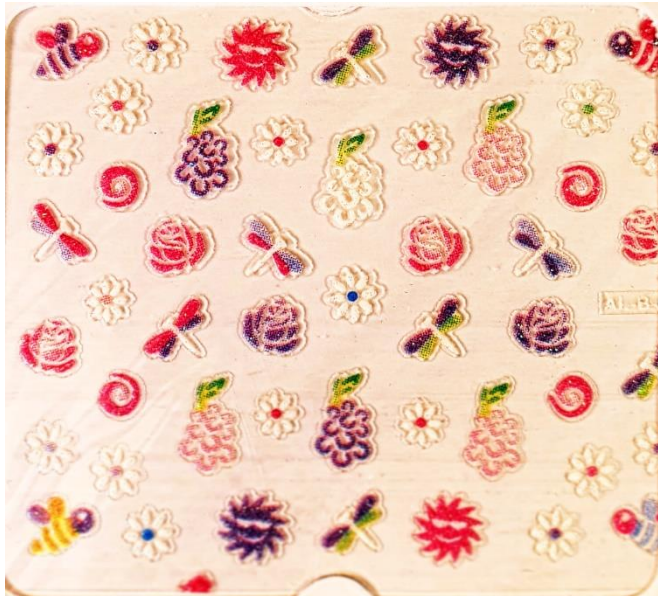
3D-ALB05



3D-ALB03



3D-ALB06



3D-ALB07



3D-ALB10



3D-ALB08



3D-ALB11



3D-ALB09



3D-ALB12




3D-ALB13



3D-ALB16



3D-ALB14



3D-ALB17



3D-ALB15



3D-ALB18



3D-ALB19



3D-ALB22



3D-ALB20



3D-ALB23



3D-ALB21



3D-ALB24



3D-ALB25



3D-ALB28




3D-ALB26



3D-ALB29



3D-ALB27



3D-ALB30




3D-HSC001



3D-HSC004



3D-HSC002



3D-HSC005




3D-HSC003



3D-HSC006



3D-HSC007



3D-HSC010



3D-HSC008



3D-HSC011



3D-HSC009



3D-HSC012



3D-HSC013



3D-HSC016



3D-HSC014



3D-HSC017



3D-HSC015



3D-HSC018



3D-HSC019




3D-HSC022




3D-HSC020



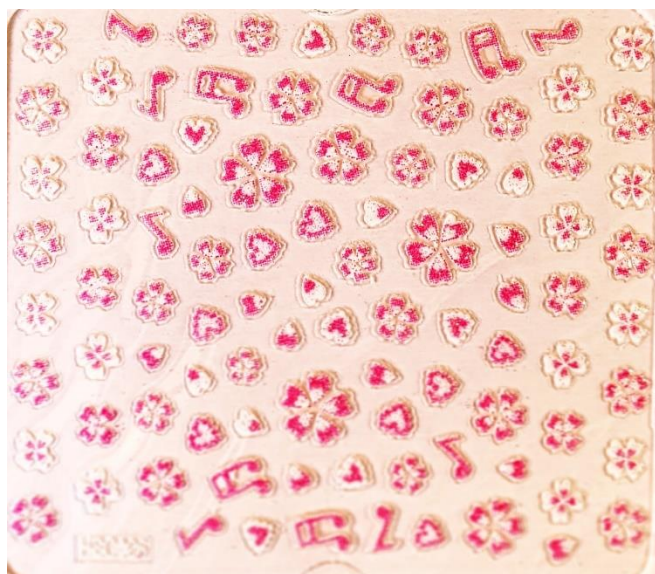
3D-HSC023



3D-HSC021



3D-HSC024



3D-HSC025



3D-HSC028



3D-HSC026



3D-HSC029



3D-HSC027



3D-HSC030



3D-WFG01



3D-WFG04



3D-WFG02



3D-WFG05



3D-WFG03



3D-WFG06



3D-WFG07



3D-WFG10



3D-WFG08



3D-WFG11



3D-WFG09



3D-WFG12



3D-WFG13



3D-WFG16



3D-WFG14



3D-WFG17



3D-WFG15



3D-WFG18



3D-WFG19



3D-WFG22



3D-WFG20



3D-WFG23



3D-WFG21



3D-WFG24



3D-WFG25



3D-WFG28



3D-WFG26



3D-WFG29



3D-WFG27



3D-WFG30



3D-YD751




3D-YD754



3D-YD752




3D-YD755



3D-YD753



3D-YD756



3D-YD757



3D-YD760



3D-YD758



3D- YD761



3D-YD759




3D-YD762



3D- YD763



3D-YD766



3D- YD764



3D-YD767



3D-YD765



3D-YD768



3D-YD769



3D-YD772



3D-YD770



3D-YD773



3D-YD771



3D-YD774



3D-YD775



3D-YD778



3D-YD776



3D-YD779




3D-YD777



3D-YD780



3D-AL091



3D-AL094



3D-AL092




3D-AL095



3D-AL093



3D-AL096



3D-AL097



3D-AL101



3D-AL099



3D-AL102



3D-AL100



3D-AL103



3D-AL104



3D-AL107



3D-AL105



3D-AL108




3D-AL106



3D-AL109



3D-AL110



3D-AL113




3D-AL111



3D-AL114



3D-AL112



3D-AL115



3D-AL116



3D-AL119



3D-AL117



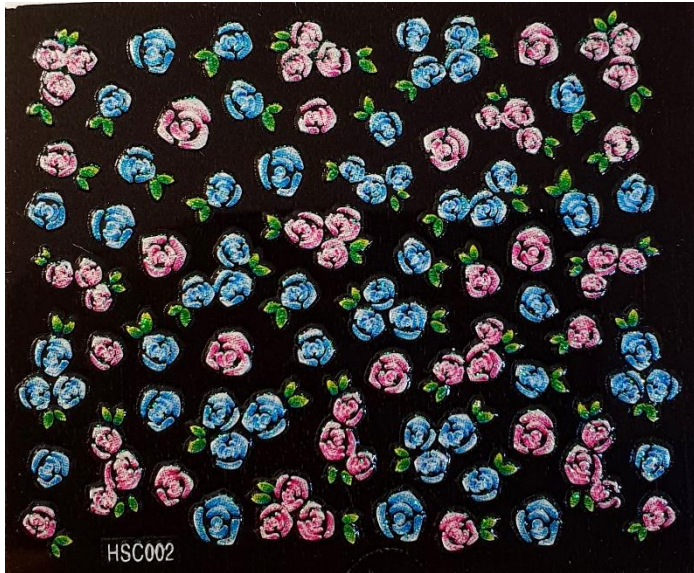
3D-AL120



3D-AL118



3D-HSC001B



3D-HSC002B



3D-HSC005B



3D-HSC003B



3D-HSC006B



3D-HSC004B



3D-HSC007B



3D-HSC008B



3D-HSC012B



3D-HSC009B




3D-HSC013B



3D-HSC010B



3D-HSC014B



3D-HSC015B



3D-HSC018B



3D-HSC016B




3D-HSC019B




3D-HSC017B



3D-HSC020B



3D-HSC021B




3D-HSC024B




3D-HSC022B



3D-HSC025B



3D-HSC023B



3D-HSC026B



3D-HSC027B



3D-HSC030B



3D-HSC028B



3D-HSC029B



Be creative! Use multiple effects to design amazing nails. Combine magnetic polish effects with 3D nail decals. Use striping tape and rhinestones to add special effects. Create a 3D acrylic design on one nail only. Be amazing!



For Terms & Conditions and operating hours please visit our website on www.upfrontdistribution.com or see our Nail & Beauty Catalogues